



**Murray Bridge
Vet Clinic**

140 Swanport Road
Po Box 5181
Murray Bridge SA 5253
Ph 08 8531 4000
Fax 08 8531 4099
Email: reception
@murraybridgevet.com.au
www.murraybridgevet.com.au
ABN 44 114 962 453



Administering medication you your Dog

If your veterinarian has prescribed your pet with medication to administer, learning how to do it right will make the process easier for both you and your dog.

Always follow the instructions given by your vet. Be sure to administer the full amount of medication over the number of days instructed by your vet.

Tablets & capsules

Step 1

- Place the pill between the thumb and index finger of one hand
- Firmly grasp the upper jaw with the thumb and index finger of the other hand

Step 2

- Gently fold the upper lip over the teeth as you open the mouth. This will reduce the chance of being bitten

Step 3



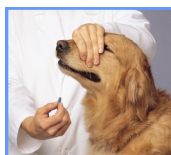
- Rotate your wrist to tilt the head upwards
- Use your middle finger you slowly open the lower jaw

Step 4

- Keep your middle finger over the small incisor teeth and deposit the pill as far back on the tongue as possible
- Immediately close the mouth. Keeping your hand over the mouth, put the head down to facilitate swallowing

Step 5

- Stroke the throat or blow on the nose to encourage swallowing



Liquids & Syrups

Read the label for the proper dosage. If instructed, shake the contents of the bottle

Step 1

- Fill a syringe or dropper with medication before starting
- Liquid medication is poured into the pouch between the teeth and cheek
- Hold your dog's jaw closed and tilt the head back slightly

Step 2

- Gently squirt the medication into the pouch with the dropper or syringe

Step 3

- Hold the mouth closed
- Immediately close the mouth

Step 4

- Stroke the throat or blow on the nose to encourage swallowing

Helpful Hints

- Always read the label instructions carefully.
- Ask your vet if the medication can be given with food, you may be able to hide the tablet in a small piece of meat or cheese
- Get a second person to help you
- Place the dog on a table with a non-slip surface
- Always praise and reward your pet with a treat or reward after giving medication to make it a fun experience

Administration checklist

- Once a day Twice a day Three times a day Other
- With food Before a meal
- Morning Evening

Comments from your vet

[Click here to contact the clinic](#)

If you have any further questions please make an appointment with your Veterinarian or ask one of our friendly staff members.